

LT-SOL LINEC

Surface mounted and
suspended LED luminaire



Lighting system

Optic: Opal diffuser
SMD LEDs
Lifetime: 50 000 h (L-70)
Beam angle: 110°
3 years guarantee

Applications

Indoor places,
offices, hotels



Features

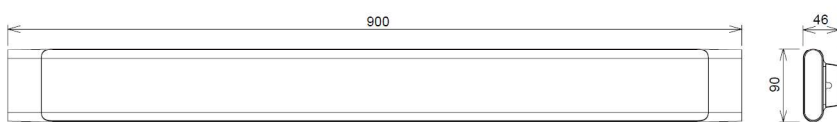
Extruded Alu body
Meets CE safety standards
Protection rating: IP20
Passive cooling

Options


Dimm.: 1-10V, DALI
Color temp.: 3000K, 5000K



Ordering Code	Product Name	Light Output [lm]	CRI	System Power [W]	Color Temp. [K]	Power Supply [V]	Weight [Kg]
301 034	LT-UP LINEC 60/20W 840	1 690	>80	20	4 000	230 AC	0,95
301 076	LT-UP- LINEC 90/30W 840	2 820	>80	20	4 000	230 AC	1,3

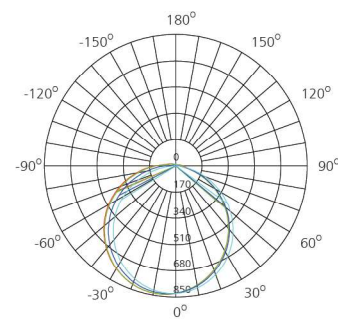


301076



301034

sizes



AVERAGE BEAM ANGLE (50%): 114.6DEG

UNIT: cd

- C0/180, 117.0 deg
- C30/210, 115.9 deg
- C60/240, 113.4 deg
- C90/270, 112.3 deg