



Options

Color temp.: 5000K

Lighting system

Optic: Opal PC diffusor
Mid power SMD LEDs
Lifetime: 50 000 h (L-70)

Applications

Indoor places,
Parking lot,
pools, bathrooms

Features

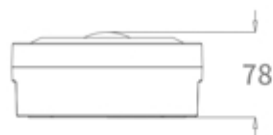
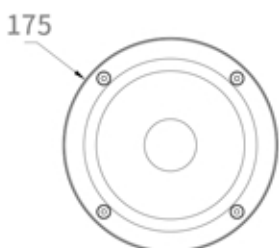
Passive cooling
Protection rating: IP65, IK08
Meets CE safety standards
Easy installation

Ordering Code	Product Name	Light Output [lm]	Discharge Duration	Test Mode	System Power [W]	CRI	Color Temp. [K]	Battery
301348	LT-EP-MAAD2 6W-EM-3H-450lumen LiFePO4	450	3h	AT	6	>70	5 000	9,6V 1500mA
	9,6V 1500mA IP65 AT, Ceiling Mount Emergency Downlight							

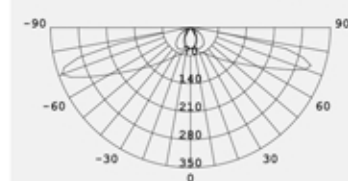
Dimension

Unit:mm

dimension: Ø175x78mm

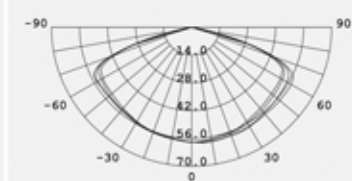


Oval lens for escape route application



Beam angle: C0°: 163° C90°: 61°

Round lens for open area application



Beam angle: 148°

cd/klm: c0-180 c90-270

Instructions for automatic test option

1. Once the unit is powered up it will automatically initiate a self test and diagnostics as follows:

- Every 4 seconds: Checks for battery disconnection, charger board fault, lamp fault and transfer fault.
- Every month: Performs a 3 minutes duration test.
- Every year: Performs a 1 hour or 3 hours duration test.

All test functions are factory preset and do not need field adjustment.

2. Dual Colour Indicator LED Status Meanings

- Green Solid On Ready/Normal Operation
- Red Requires Service

•	One flashes, 4 seconds pause	Battery not connected
••	Two flashes, 4 seconds pause	Low battery voltage
•••	Three flashes, 4 seconds pause	Charger board fault
••••	Four flashes, 4 seconds pause	AC/DC transfer fault
•••••	Five flashes, 4 seconds pause	LED lamp fault

NOTE: After repairing a service fault, press and hold the test button for 2 seconds to reset the flashing indicator light to green.

3. Manual Testing

Press test button once	30 seconds duration test
Press test button twice within 2 seconds	3 minutes duration test
Press test button 3 times within 2 seconds	30 minutes duration test
Press test button 4 times within 2 seconds	1 hour or 3 hours duration test